



WELCOME!



DAN
THE LAB SAFETY MAN Inc.



Laboratory Ergonomic Solutions



Dan Scungio, MLS (ASCP), SLS, CQA (ASQ)

Dan the Lab Safety Man, Inc.

"Safety is ALWAYS Value Added™"



Objectives

- ▶ Identify the laboratory ergonomics regulations and regulatory agencies
- ▶ Gain in-depth understanding of laboratory ergonomics pitfalls
- ▶ Find cost-effective solutions to everyday ergonomics hazards
- ▶ Utilize an ergonomics assessment for your lab




What a Super Lab Employee Can Do...






The Definition of Ergonomics

- From the Greek:
 - Ergon = Work
 - Nomos = Study of




The Definition of Ergonomics

- From the Greek:
 - Ergon = Work
 - Nomos = Study of
- The Study of Work?




The Definition of Ergonomics

- From the Greek:
 - Ergon = Work
 - Nomos = Study of
- The Study of Work?
- Dan's Definition = Ergonomics is the science of adapting the job and the equipment and the human to each other for optimal safety and efficiency.



The Definition of Ergonomics

- From the Greek:
 - Ergon = Work
 - Nomos = Study of
- The Study of Work?
- Dan's Definition = Ergonomics is the science of adapting the job and the equipment and the human to each other for optimal safety and efficiency.
- Musculoskeletal Disorder (MSD)= A condition in which injury occurs to the musculoskeletal system over time due to trauma.



Who Regulates Laboratory Ergonomics?

- OSHA



- CLSI



- CAP



OSHA and Ergonomics

- January 2001
- OSHA puts into place its first ergonomics standard.
- Critics rail against language, cost.

- March 2001
- Congress repeals the law and prevents OSHA from issuing another that is “substantially the same.”

- April 2002
- OSHA announces its Comprehensive Plan to reduce MSDs in the workplace.
- The Plan is a guideline, NOT a regulation.



OSHA and Ergonomics

- 2010: Rumors of a new standard
- Placing MSDs on the 300 log- withdrawn 1/11
- 2011: Michigan bans ergonomics workplace standard in March
- California is the only state to have its own ergonomics standard
- Today: OSHA will cite violations/complaint issues under the General Duty Clause



OSHA and Ergonomics

- Guidelines:
 - Management support
 - Involve employees
 - Identify problems
 - Early reporting
 - Implement solutions to control hazards
 - Evaluate progress



CLSI



- GP-17 A3 Clinical Laboratory Safety.
- A comprehensive ergonomics program to prevent the occurrence of work-related musculoskeletal disorders (MSDs) should be implemented. This program may include training of employees about risk factors that cause MSDs, assessment activities to identify work activities or conditions of the job commonly associated with difficulties, and recommendations for eliminating the MSD hazard. Laboratory activity, workplace, and equipment (eg, chairs, laboratory workstations, computer keyboards, and displays) should be designed to reduce the risks of ergonomic distress disorders and accidents.

- Guideline or Regulation?

CAP



- GEN.77200
- There is a written ergonomics program to prevent musculoskeletal disorders (MSDs) in the workplace through prevention and engineering controls.
- NOTE: The program may include training of personnel about risk factors, identifying physical
- work activities or conditions of the job commonly associated with work-related MSDs, and
- recommendations for eliminating MSD hazards. Laboratory activity, workplace and equipment
- (eg, chairs, laboratory workstations, computer keyboards, and displays) should be designed to
- reduce the risks of ergonomic distress disorders and accidents.
- Evidence of Compliance:
- ✓ Records of ergonomic evaluation including recommendations for eliminating MSD hazards
- and appropriate corrective action based on assessment findings


Why Do They Care?

- Cost to the Country
 - 20 billion dollars annually
 - 1/3 of all worker's compensation costs are paid for MSDs
 - MSD cases typically cost twice the amount of other work injuries
- Cost to Workforce
 - How many Lab employees do we have?
 - What is the average age of Lab employees?
- What is the Cost to Your Organization?
 - Worker's Compensation
 - Medical Bills
 - Lost revenue
 - Recruitment fees



Why Should You Care?

- Look at the BIG PICTURE!!
- How do you want to spend your final years at work?



Why Should You Care?

- Look at the BIG PICTURE!!
- How do you want to spend your final years at work?
- How do you want to spend your retirement years?



Improving Ergonomics in the Laboratory


Areas of Focus

Standing
Lifting
Chairs
Workbenches
Hoods and Cabinets
Microscopes
Pipettes
Microtomes and Cryostats
Computer Work
Phlebotomy
Micro-Manipulation
Noise

Standing While Working

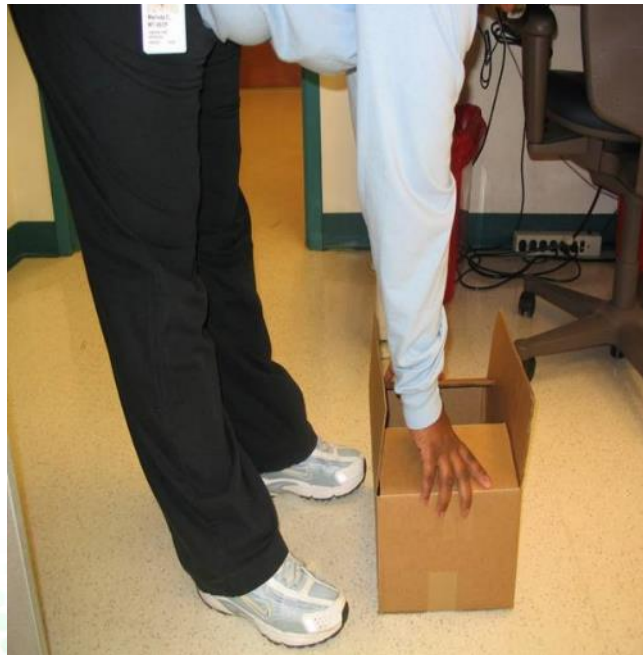


Floor Mats



Lifting

- Never lift heavy objects without help
- Lift with your legs, not your back
- Place heavy objects on low shelves



Chairs

- Fully adjustable
- Lumbar support
- Foot rests
- Foot rings?



Workbenches

- **STANDING:**
 - The Right Height
 - Supplies with arm's reach (4-18" from edge)
 - Foot clearance and foot rest



Stressed



Workbenches

- SITTING:
 - Cut outs
 - Supplies within arms reach (24" from edge)
 - Knee and foot clearance
 - Rounded or padded edges



Neutral



Workbenches


- SITTING:
- Adjustable devices
- Built in arm rests
- Adjustable stools





Virtual Ergo Break!

OH MY NECK!



Hoods and Cabinets

- Height adjustment (chair or cabinet)
- Supplies with arm's reach (4-18" from edge)
- Leg and knee clearance
- Edge padding

Stressed



Neutral



Microscopes

- Keep close to edge
- Cut out counter
- Adjust height(s)
- 20/20/20 rule

Stressed



Neutral



Pipettes

- Comfortable in the hand
- Shorter is better
- Can be operated by thumb AND fingers



Pipettes

- Keep wrists in straight or neutral position
- Clean regularly





Pipettes

- Pipette Tips
 - Low pressure connections
 - Easy ejection

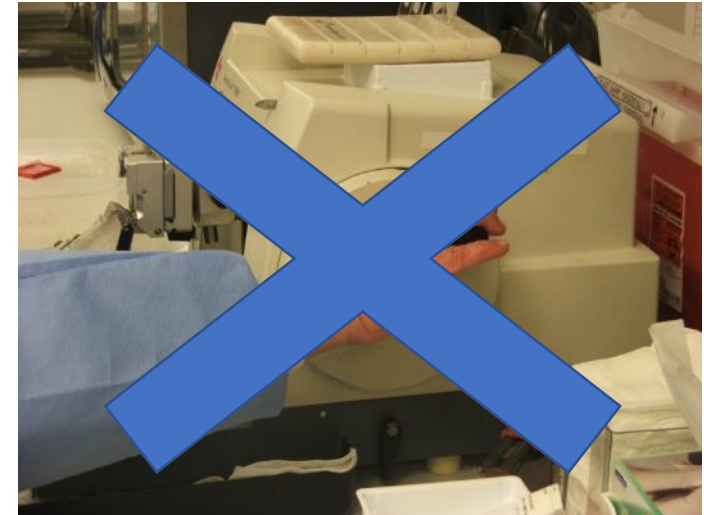
Microtomes and Cryostats

- Use the pistol grip
- Motorize for high volume
- Cut out counter





Microtomes and Cryostats

- Use the pistol grip
- Motorize for high volume
- Cut out counter



Computer Work

- Top of monitor at eye level
- Monitor is 18-30" away from face
- Keyboard is flat (or use wrist rest)
- Monitors face away from windows
- Keyboard and Mouse at same level



**Use the 20-20-20
Rule.**

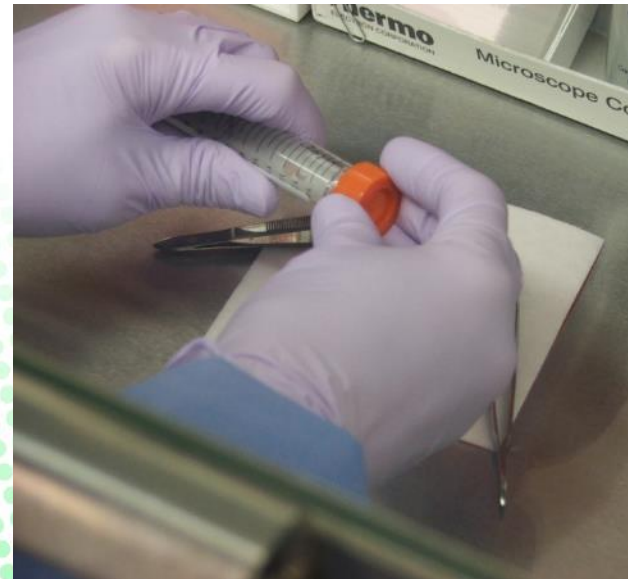
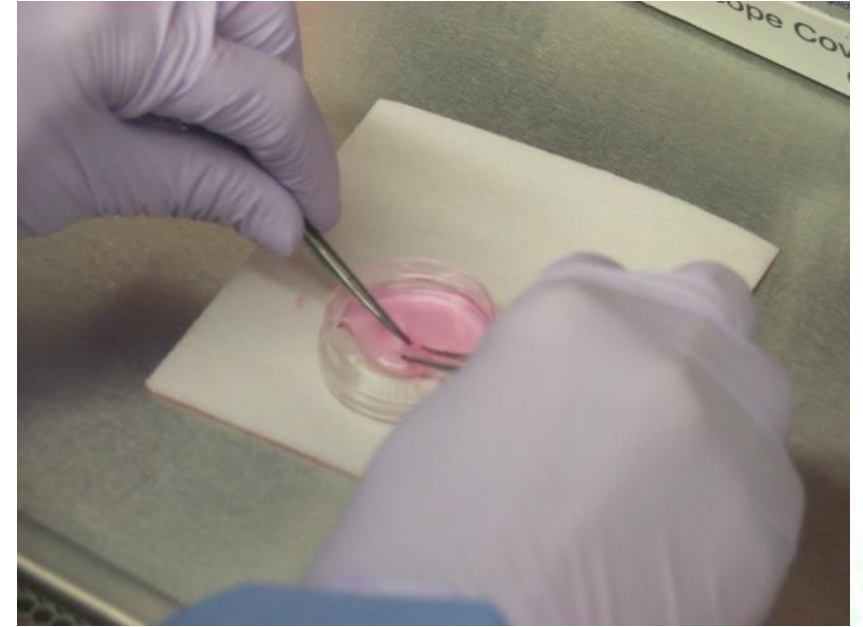


Phlebotomy

- Avoid awkward postures
- Sit down when possible
- Raise the arm of the draw chair, avoid bending

Micro-Manipulation

- Uncapping/capping
- Pneumatic tube system
- Forceps use



Micro- Manipulation

- Ergonomic handles



Ergonomics Basic Rules:

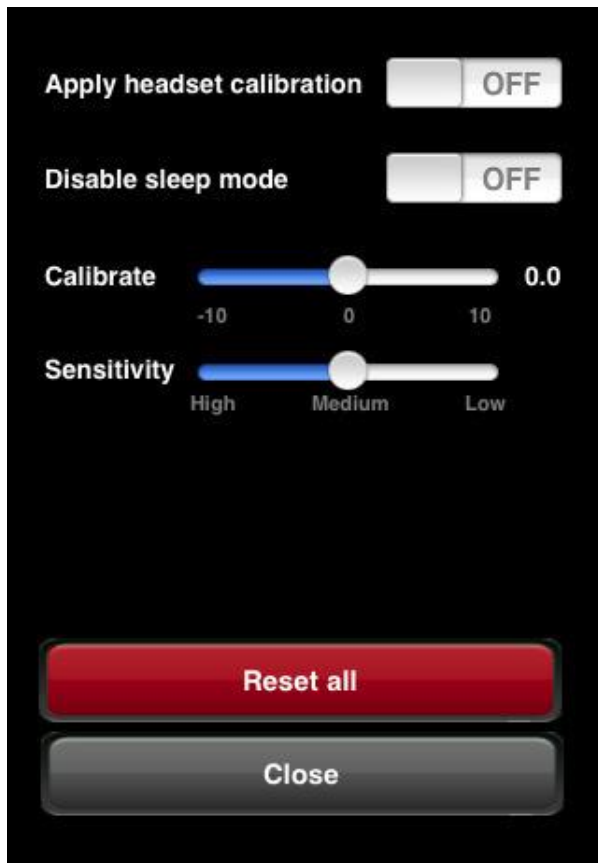
- Take a Break!
- Remain Comfortable!
- Limit overall time performing the duty
- Stretch
- Exercise



Noise

- Under 75 decibels (or under 85 for 8 hours)
- Test whenever changes occur

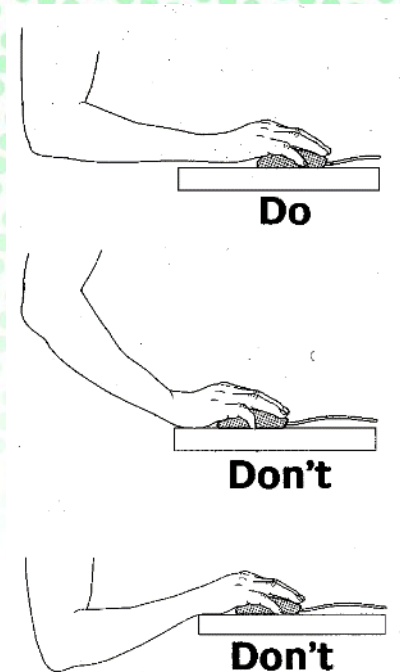
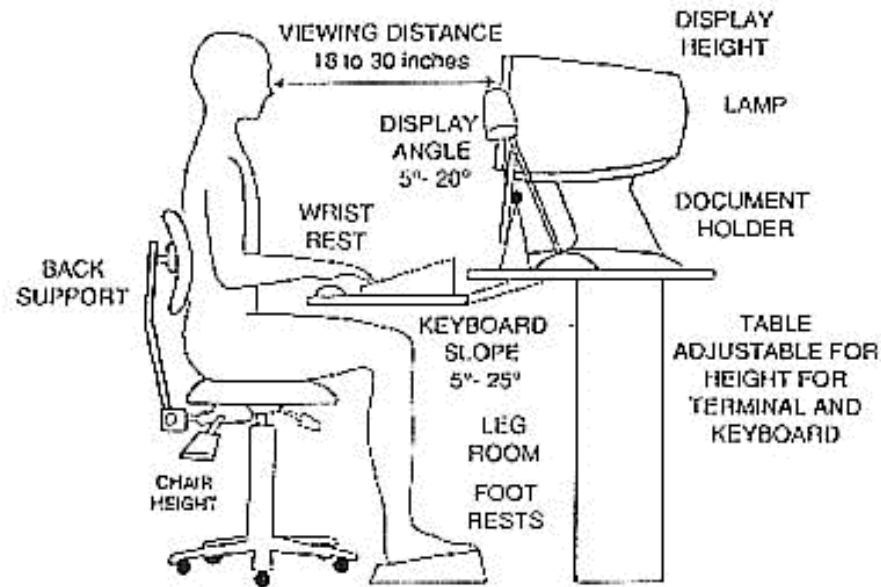
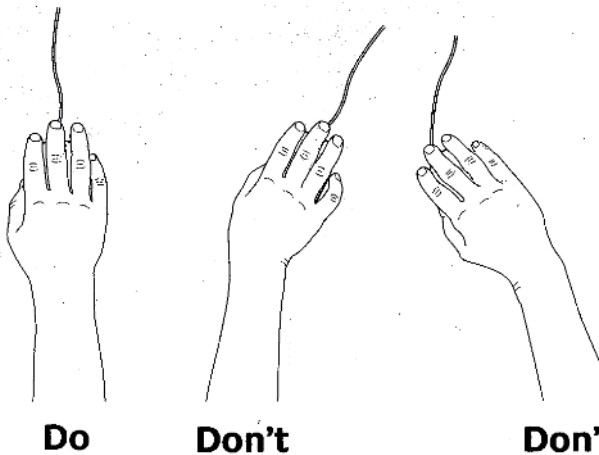




i Heard That!

Assessing Ergonomics in the Laboratory

- Responsible Parties
 - Employee Health
 - Laboratory Safety



Responding to Complaints

- Never ignore
- Consider the source
- Consider the job
 - Long shifts
- Consider the age group
 - The Young and The Experienced

Create Your Own Assessment

- Decide on format
 - Decide on coverage
 - Decide on frequency
 - Educate
-
- Why Should it be Important to the Employee?

Basic Audit


Topic: ERGONOMICS	YES	NO	N/A	Action Planned/Taken
Are chairs easily adjustable for height for different levels of work? (CAP Gen.70816)				
Is the seat pan size appropriate for the size user?				
Are seat back adjustments available for height and forward/back or tilt adjustment?				
Are footrests available to employees if needed?				
Are work stretches encouraged?				
Are the tops of the monitors at eye level?				
Are monitors 18-29 inches from eye level?				
Does the keyboard lay flat?				
Is the mouse near and at the same level as the keyboard?				
Do computer monitors face away from windows to avoid glare?				

Full Audit


- Includes All Laboratory Sections and Work Possibilities:

- Standing
 - Lifting
 - Chairs
 - Workbenches
 - Hoods and Cabinets
 - Microscopes
 - Pipettes
 - Microtomes and Cryostats
 - Computer Work
 - Phlebotomy
 - Micro-Manipulation
 - Noise
- Chemistry
 - Hematology
 - Urinalysis
 - Microbiology
 - Serology
 - Cytology
 - Histology
 - Flow Cytometry
 - Molecular Lab
 - Transfusion
 - Blood Collection
 - Transcription

Let's Practice!



Let's Practice!



Let's Practice!




Let's Practice!



Let's Practice!



Let's Practice!



Effects of Poor Ergonomics

- Decreased Productivity
- Unhappy Employees
- Increased Call-ins

- Carpal Tunnel syndrome, Trigger finger, Tendonitis, Back pain, Deafness, Computer Vision syndrome

By The Numbers

- According to the Bureau of Labor Statistics...
 - 272,780 total cases labeled as MSD-related in 2019 involving days away from work (30%)
 - 2.8 million total workplace injuries in 2017, sprains, strains = most common of all types
 - Back injury cases at work account for 39% of all MSD injuries (2016)

Let's Talk \$\$\$

- Average costs of Some Surgeries:
 - Rotator cuff repair = \$23,424
 - Carpal Tunnel surgery = \$2000 - \$8000
 - Meniscus repair = \$2500 - \$13,000
 - Spinal Fusion = \$15,000 - \$94,000
 - Tendonitis surgery = \$2500 - \$9300

Out of Work

- How much per day?
 - Worker's compensation
 - Medical insurance
 - Potential lost revenue
 - Replacement staff
- Isn't it more cost-effective to prevent these injuries?

Remember:


- Think of the BIG PICTURE!
- How does your staff want to spend their retirement years?
 - Ergonomics concerns begin at a young age...
 - And last for a lifetime...
- Remind them of the options often!
 - Educate!
 - Raise awareness always!

Take Breaks.

**Use the 20-20-20
Rule.**



How to End an Ergonomics Presentation





QUESTIONS?





THANK YOU!



DAN
THE LAB SAFETY MAN Inc.

 **fisher**
healthcare
part of Thermo Fisher Scientific

